


HOSE REELS IN PAINTED STEEL - Series 420

swivelling and fixed

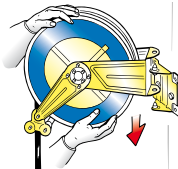
The hose-reels with flexible hose are the handiest, quickest, safest and cheapest way of transferring fluids such as: oil, air, water, grease, etc. and can be used in all industries, workshops, service stations, garages, etc. They are extremely easy to assemble. The hose-reel allows the desired length of hose to be extracted quickly and easily, for better work and functionality.



The hose reels are equipped with an universal hose stop; those with hose are provided with a 0,6 m connection hose

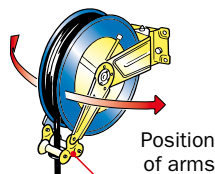
VERY QUICK TO INSTALL

The **hose-reel** is easily hooked to the bracket previously fixed to the wall, ceiling or bench.



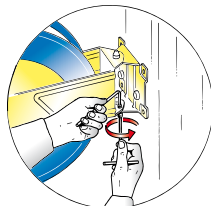
SWIVELLING POSITION

In this position it can freely turn 55° to the right and left (only on wall).

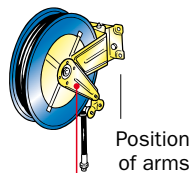


FIXED POSITION

The **hose-reel** can be clamped in a fixed position, at 0°, (i.e. central) with the two screws supplied standard.



Depending on **hose-reel** installation, the hose guide arms must be positioned in such a way as to facilitate hose extraction and rewinding.



Air - 20 bar

Series	Article	Relative capacity	Hose length	Ø hose	Connection inlet	Connection outlet
420	0A44001	800 l/min	without hose	/	F 1/2" G	F 1/2" G
	0A44007	760 l/min	15 m (0A81315)	1/2"	F 1/2" G	M 1/2" G
	0A44010	690 l/min	12 m (0A83712)	3/8"	F 1/2" G	M 3/8" G
	0A44011	640 l/min	18 m (0A83718)	3/8"	F 1/2" G	M 3/8" G

Oil - 150 bar

Series	Article	Relative capacity	Hose length	Ø hose	Connection inlet	Connection outlet
420	0A44001	18 l/min	without hose	/	F 1/2" G	F 1/2" G
	0A44012	11 l/min	10 m (0A81210)	1/2"	F 1/2" G	M 1/2" G
	0A44014	9 l/min	15 m (0A81215)	1/2"	F 1/2" G	M 1/2" G

Grease - 600 bar

Series	Article	Relative capacity	Hose length	Ø hose	Connection inlet	Connection outlet
420	0A44100	1200 g/min	without hose	/	F 3/8" G	F 1/2" G
	0A44110	650 g/min	12 m (0A81412)	1/4"	F 3/8" G	M 1/4" G
	0A44113	550 g/min	18 m (0A81418)	1/4"	F 3/8" G	M 1/4" G

Water-Hot water - 200 bar with STAINLESS STEEL swivel joint

Series	Article	Relative capacity	Hose length	Ø hose	Connection inlet	Connection outlet
420	0A44501	20 l/min	without hose	/	F 3/8" G	F 1/2" G
	0A44512	20 l/min	12 m (0A83912)	3/8"	F 3/8" G	F 3/8" G
	0A44518	20 l/min	18 m (0A83918)	3/8"	F 3/8" G	F 3/8" G

without hose
with hose

N° 1 packing m³ 0,060
N° 1 packing m³ 0,060

Kg 14,2
from Kg 17 to Kg 20,9